


ADOBE SYSTEMS		ADBE	NSDQ	Industry: COMP-SOFTWARE			Type: Large Blend		
Rec Price	P/E	Mkt Cap	Div Rate	Yield	Sales (12Mo)	Sls Gr	EPS Gr	Div Gr	Zacks Rank
\$41.38	22.9	\$20640 MM	\$0.00	0.0%	\$4404 MM	7%	3%		Hold

Adobe Systems Incorporated is a provider of graphic design, publishing, and imaging software for Web and print production. It offers a market-leading line of application software products for creating, distributing, and managing information of all types. The company license its industry-standard technologies to major hardware manufacturers, software developers, and service providers, and offer integrated software solutions to businesses of all sizes.

Ave Broker Rec	#Up	#Dn
BUY	0	1



Price/Volume Data

52-Wk High \$41.62
 Low \$29.82
 PriceChg-YTD 10%
 -YTD(Rel) 0%
 Avg Dly Vol 3124 000s

Exp Return/Risk

Impl Ret=Yld+Gr 11%
 Beta 1.49

Shareholder Data

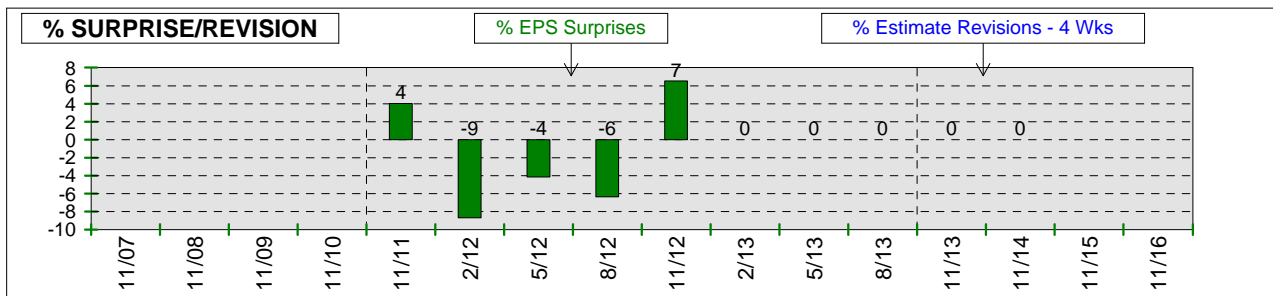
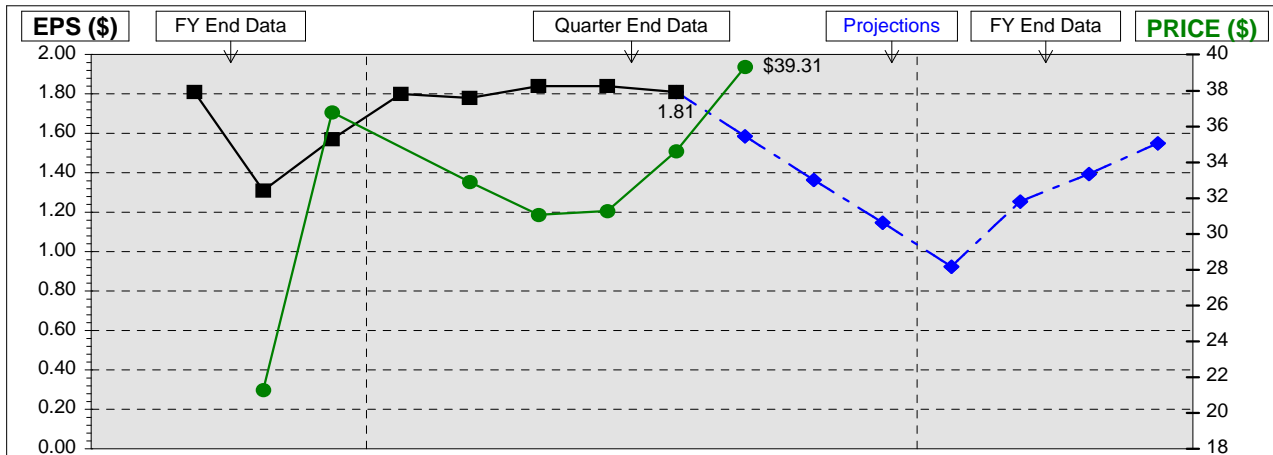
Shares Out 498.8 MM
 Institutions 83.60%
 Insiders 1.30%

EPS, P/E and Growth Rates

FY	EPS	P/E	EPS Gr
11/12 Act	1.84	18.8	2%
11/13 Est	0.92	44.8	-50%
11/14 Est	1.25	33.0	36%
Last 5Yr			3%
Next 3-5Yr (Est)			11%

Other Key Measures

	Current	5-Year Avg
P/E (12 Mo)	22.9	19.8
Rel P/E	144%	
Net Margin	19%	19.5%
ROE	14.4%	17.1%
LT Debt/Cap	18%	17%



COMP-SOFTWARE	Industry Comparables						Impl					
	Pr Chg YTD	P/E (12Mo)	EPS Gr 5Yr Est	Price/Book	Price/Sales	Price/CF	Ret/P/E	Div Yield	Net Margin	ROE	Debt/Cap	
Industry # 44												
ADOBE SYSTEMS	10%	22.9	11%	3.1	4.7	16.8	0.49	0.0%	18.9%	14%	18%	
INDUSTRY AVG*		26.1	16%	3.2		17.0	0.61	0.0%	5.3%	10%		
S&P 500	9%	15.9		6.1				2.6%		41%		

* 162 Companies in industry group.

Latest Splits: 05/24/05 2.000 10/25/00 2.000 10/27/99 2.000 Ex-Div. Date:

Copyright © 2011 ZACKS Investment Research, Inc (ZACKS). All Rights Reserved. The information, data, analyses and opinions contained herein (1) includes confidential and proprietary information licensed from ZACKS, (2) may not be copied or redistributed for any purpose, (3) does not constitute investment advice offered by ZACKS, (4) are provided solely for informational purposes, and (5) are not warranted or represented to be correct, complete, accurate or timely. Zacks shall not be responsible for investment decisions, damages or other losses resulting from, or related to, use of this information, data, analyses or opinions. Past performance is no guarantee of future performance.