


<b>LENOVO GRP LTD</b>		<b>LNVGY</b>	<b>OTC</b>	Industry: <b>COMP-MAINFRAME</b>			Type: <b>Large Growth</b>		
<b>Rec Price</b>	<b>P/E</b>	<b>Mkt Cap</b>	<b>Div Rate</b>	<b>Yield</b>	<b>Sales (12Mo)</b>	<b>Sls Gr</b>	<b>EPS Gr</b>	<b>Div Gr</b>	<b>Zacks Rank</b>
\$19.95	18.1	\$10408 MM	\$0.33	1.7%	\$33537 MM	19%	8%	11%	<b>Strong Buy</b>

Lenovo Group Limited is a personal technology company. The Company is dedicated to building PCs and mobile internet devices. Lenovo's business is built on product innovation, a highly-efficient global supply chain and strong strategic execution. Formed by Lenovo Group's acquisition of the former IBM Personal Computing Division, the company develops, manufactures and markets reliable, high-quality, secure and easy-to-use technology products and services. Its product lines include legendary Think-branded commercial PCs and Idea-branded consumer PCs, as well as servers, workstations, and a family of mobile internet devices, including tablets and smart phones. Lenovo has major research centers in Yamato, Japan; Beijing, Shanghai and Shenzhen,

<b>Ave Broker Rec</b>	<b>#Up</b>	<b>#Dn</b>
<b>BUY</b>	0	0



**Price/Volume Data**

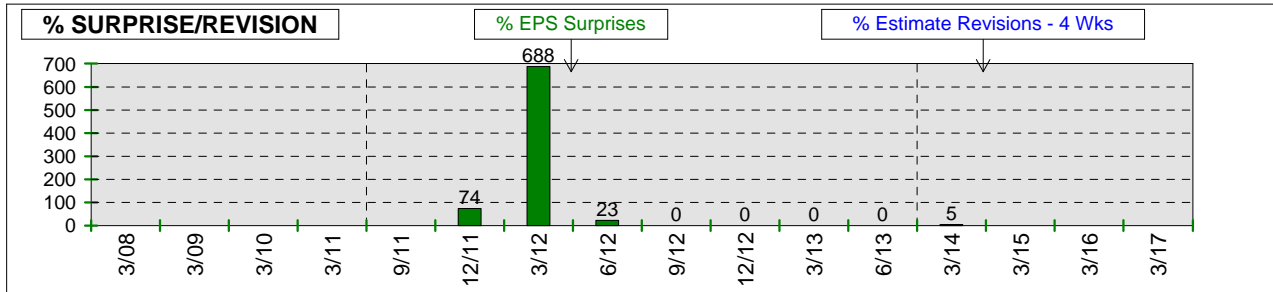
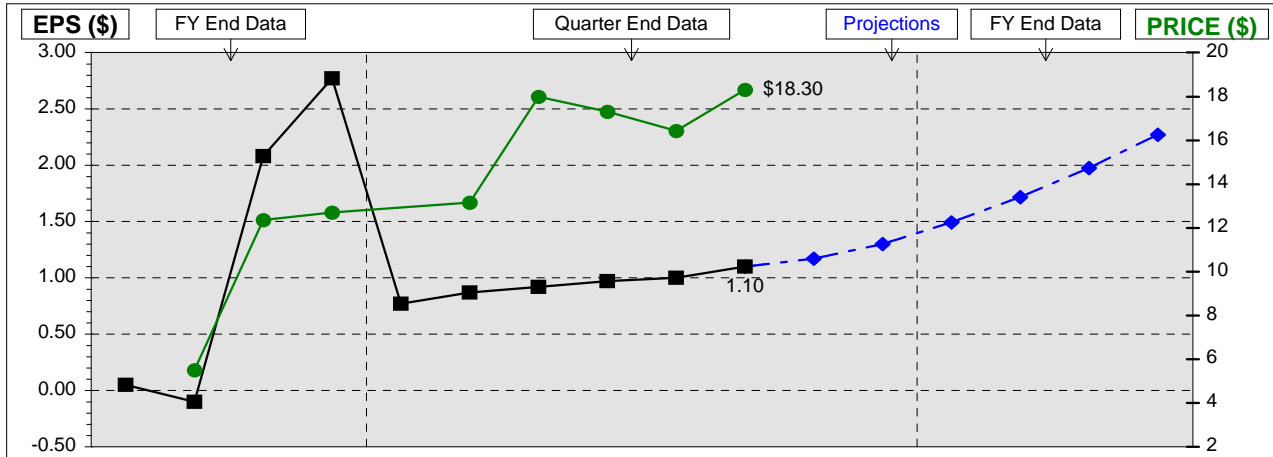
<b>52-Wk High</b>	\$23.20
<b>Low</b>	\$13.83
<b>PriceChg-YTD</b>	9%
<b>-YTD(Rel)</b>	-0%
<b>Avg Dly Vol</b>	28 000s
<b>Exp Return/Risk</b>	
<b>Impl Ret=Yld+Gr</b>	17%
<b>Beta</b>	1.73

**Shareholder Data**

<b>Shares Out</b>	521.7 MM
<b>Institutions</b>	0.58%
<b>Insiders</b>	

**EPS, P/E and Growth Rates**

<b>FY</b>	<b>EPS</b>	<b>P/E</b>	<b>Yr/Yr</b>
<b>3/12 Act</b>	4.57	3.9	65%
<b>3/13 Est</b>	1.21	16.5	-74%
<b>3/14 Est</b>	1.49	13.4	23%
<b>Last 5Yr</b>			8%
<b>Next 3-5Yr (Est)</b>			15%
<b>Other Key Measures</b>			<b>5-Year</b>
<b>P/E (12 Mo)</b>	18.1		<b>Avg</b>
<b>Rel P/E</b>	114%		
<b>Net Margin</b>	2%		1.0%
<b>ROE</b>	23.2%		15.8%
<b>LT Debt/Cap</b>	10%		4%



COMP-MAINFRAME	Industry Comparables							Impl				
	Pr Chg YTD	P/E (12Mo)	EPS Gr 5Yr Est	Price/Book	Price/Sales	Price/CF	Ret/P/E	Div Yield	Net Margin	ROE	Debt/Cap	
Industry #	40											
<b>LENOVO GRP LTD</b>	9%	18.1	15%	4.0	0.3	14.4	0.92	1.7%	1.7%	23%	10%	
<b>INDUSTRY AVG*</b>		14.5	18%	2.4		14.4	1.26	0.8%	1.7%	23%		
<b>S&amp;P 500</b>	9%	15.9		6.1				2.6%		41%		

\* 4 Companies in industry group.

Latest Splits:

Ex-Div. Date:

Copyright © 2001 ZACKS Investment Research, Inc (ZACKS). All Rights Reserved. The information, data, analyses and opinions contained herein (1) includes confidential and proprietary information licensed from ZACKS, (2) may not be copied or redistributed for any purpose, (3) does not constitute investment advice offered by ZACKS, (4) are provided solely for informational purposes, and (5) are not warranted or represented to be correct, complete, accurate or timely. Zacks shall not be responsible for investment decisions, damages or other losses resulting from, or related to, use of this information, data, analyses or opinions. Past performance is no guarantee of future performance.