


RAMBUS INC		RMBS	NSDQ	Industry: ELEC COMP-SEMIC			Type: Small Blend		
Rec Price	P/E	Mkt Cap	Div Rate	Yield	Sales (12Mo)	Sls Gr	EPS Gr	Div Gr	Zacks Rank
\$5.50		\$613 MM	\$0.00	0.0%	\$234 MM	21%			Strong Buy

Rambus, Inc. designs, develops, licenses and markets high-speed chip-to-chip interface technology to enhance the performance and cost-effectiveness of computers, consumer electronics and other electronic systems. The company licenses semiconductor companies to manufacture and sell memory and logic integrated circuits incorporating Rambus interface technology and markets its solution to systems companies to encourage them to design Rambus interface technology into their products.

Ave Broker Rec	#Up	#Dn
BUY	0	0

**Price/Volume Data**

52-Wk High	\$6.86
Low	\$3.94
PriceChg-YTD	13%
-YTD(Rel)	3%
Avg Dly Vol	659 000s

Exp Return/Risk

Impl Ret=Yld+Gr	
Beta	1.58

Shareholder Data

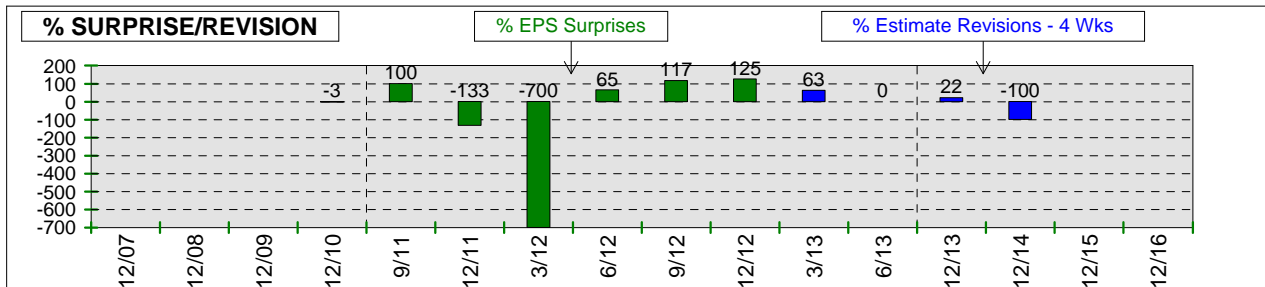
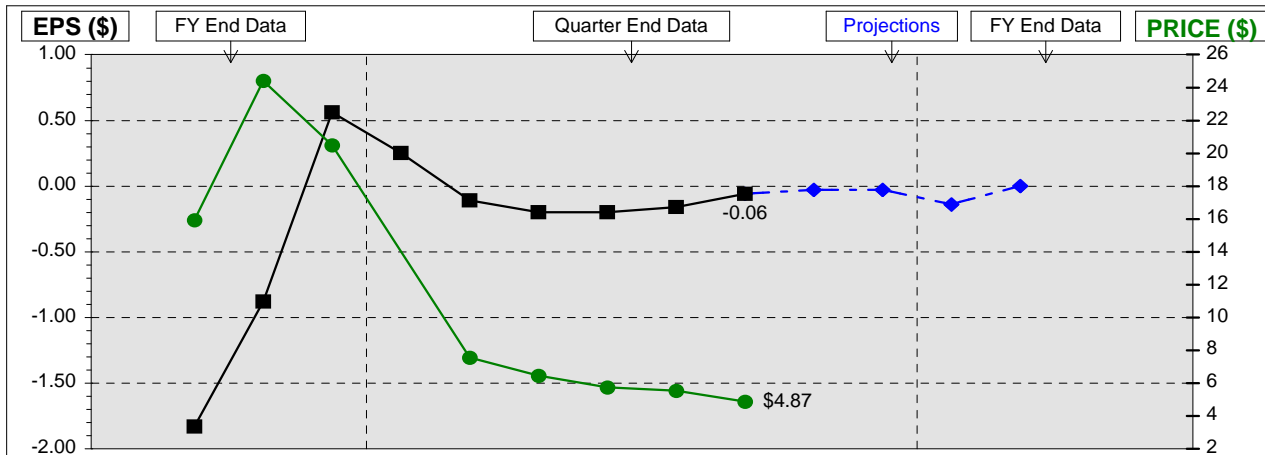
Shares Out	111.5 MM
Institutions	45.19%
Insiders	5.65%

EPS, P/E and Growth Rates

FY	EPS	P/E	Yr/Yr EPS Gr
12/12 Act	-0.02	-243.5	-167%
12/13 Est	-0.14		-600%
12/14 Est	0.00		100%

Last 5Yr**Next 3-5Yr (Est)****Other Key Measures**

	Current	5-Year Avg
P/E (12 Mo)		
Rel P/E		
Net Margin	-57%	-40.3%
ROE	-1.8%	-18.1%
LT Debt/Cap	38%	29%



ELEC COMP-SEMIC		Industry Comparables						Impl			
Industry #	49	Pr Chg YTD	P/E (12Mo)	EPS Gr 5Yr Est	Price/Book	Price/Sales	Price/CF	Ret/ P/E	Div Yield	Net Margin	Debt/ Cap
RAMBUS INC		13%			1.9	2.6	8.0		0.0%	-57.4%	-2%
INDUSTRY AVG*			17.2	16%	1.7		11.0	0.91	0.0%	-1.6%	3%
S&P 500		9%	15.9		6.1				2.6%		41%

* 80 Companies in industry group.

Latest Splits: 06/15/00 4.000

Ex-Div. Date:

Copyright © 2001 ZACKS Investment Research, Inc (ZACKS). All Rights Reserved. The information, data, analyses and opinions contained herein (1) includes confidential and proprietary information licensed from ZACKS, (2) may not be copied or redistributed for any purpose, (3) does not constitute investment advice offered by ZACKS, (4) are provided solely for informational purposes, and (5) are not warranted or represented to be correct, complete, accurate or timely. Zacks shall not be responsible for investment decisions, damages or other losses resulting from, or related to, use of this information, data, analyses or opinions. Past performance is no guarantee of future performance.